

# 14th Quarterly Regional eConference of AfICTA



The banner features the AfICTA logo on the left, which includes a globe and the text 'Africa Information & Communication Technologies Alliance'. To the right of the logo, it reads 'AfICTA 14<sup>th</sup> Quarterly Webinar' with 'Africa ICT Alliance' in a smaller font below. The main theme is 'The Role of AI in Governance, & Digital Transformation', with 'Virtual' in a red box. The date and time are '28th March, 2024' and '9:00am UTC'. Social media icons for YouTube (@AfICTA), Facebook (AfICTA), and X (@AfICTA) are shown. A stylized brain graphic is on the right side.

## Sponsored by



## Table of Contents

Page

### Overview -----

2 -9

### General Statistics

#### Tables

**Table 1:** Event Attendant Statistics

**Table 2:** Represented Countries

**Table 3:** Gender Statistics

#### Charts

**Chart 1:** Attendees by Countries

**Chart 2:** Attendees /Absentees According to Countries

**Chart 3:** Average Retention

**Chart 4:** Gender Statistics

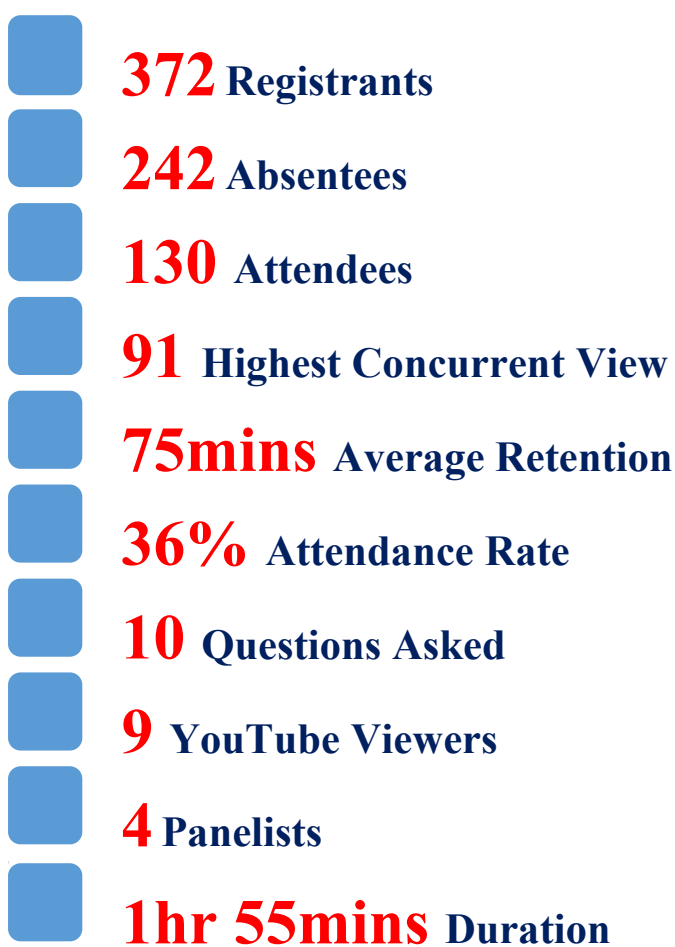
### Notable Organizations

### Group Photograph

## About the Event

In an era of rapid technological advancement, the integration of artificial intelligence (AI) and emerging technologies into governance frameworks has the potential to revolutionize the way societies are governed. The 14th AfICTA eConference delve into the transformative role of AI and emerging technology in shaping governance, promoting transparency, ensuring accountability, and driving digital transformation, with a special focus on its impact on digital transformation.

As societies become increasingly digitized, the need for effective governance mechanisms becomes paramount. AI and emerging technologies offer unprecedented opportunities to enhance decision-making processes, optimize resource allocation, and improve service delivery in various sectors. By leveraging these technologies, governments can foster greater transparency, accountability, and... [Read more](#)



General  
Statistics

**Table 1: Attendance Statistics**

| S/N | Description            | Details  |
|-----|------------------------|----------|
| 1.  | Total Viewer           | 130      |
| 2   | Max. Concurrent Viewer | 91       |
| 3   | Total Duration         | 115mins. |
| 4   | Average Retention      | 75mins   |

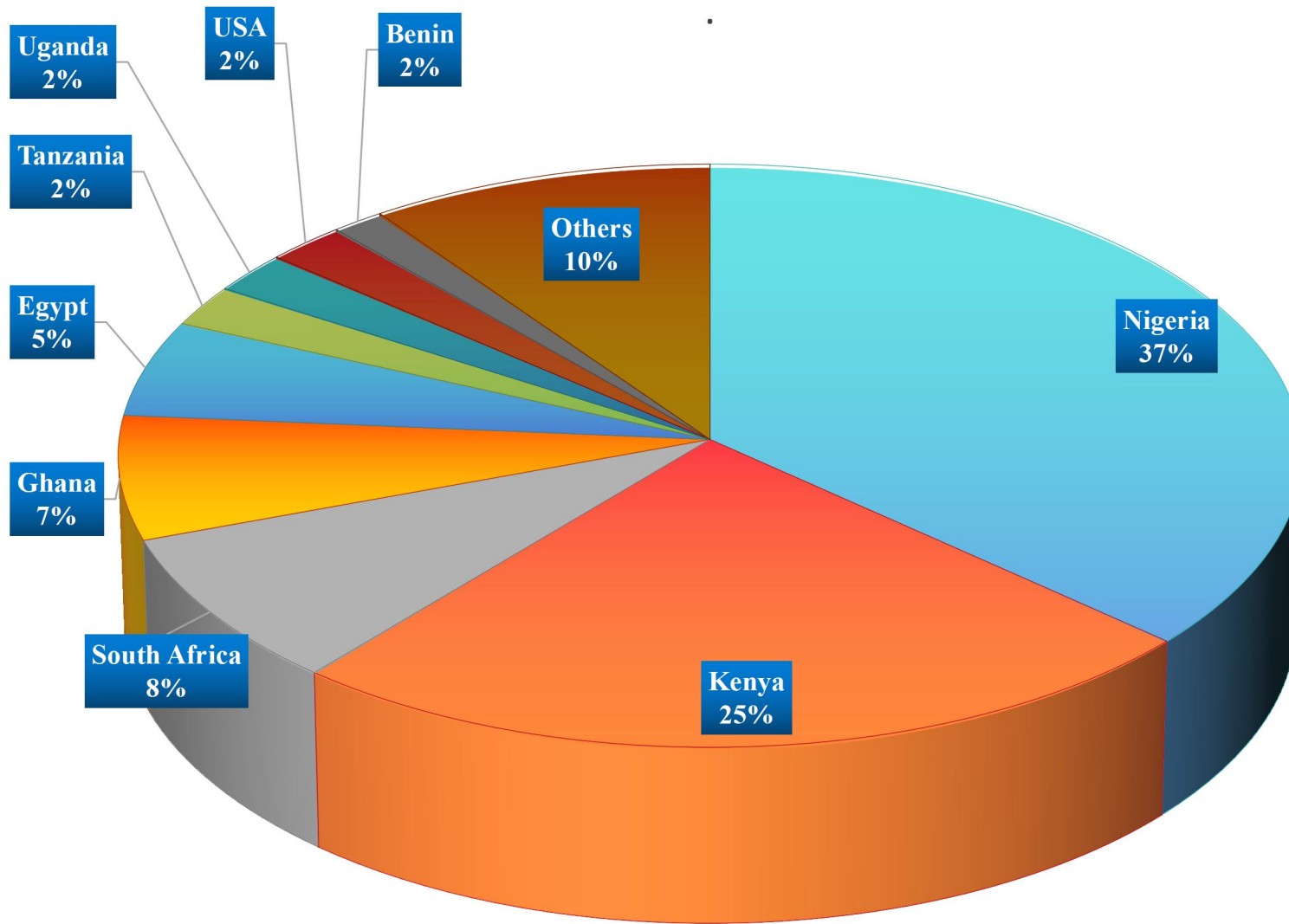
**Table 2: Represented Countries**

| S/N | Countries          | Registered | Attended   | Absent     |
|-----|--------------------|------------|------------|------------|
| 1   | Algeria            | 1          | 1          | 0          |
| 2   | Bangladesh         | 1          | 1          | 0          |
| 3   | Benin              | 3          | 2          | 1          |
| 4   | Botswana           | 1          | 0          | 1          |
| 5   | Burkina Faso       | 3          | 1          | 2          |
| 6   | Burundi            | 1          | 0          | 1          |
| 7   | Cameroon           | 2          | 0          | 2          |
| 8   | Congo              | 3          | 0          | 3          |
| 9   | Chad               | 1          | 1          | 0          |
| 10  | Cote d'Ivoire      | 1          | 1          | 0          |
| 11  | Egypt              | 14         | 7          | 7          |
| 12  | Ethiopia           | 10         | 1          | 9          |
| 13  | France             | 1          | 1          | 0          |
| 14  | Ghana              | 15         | 9          | 6          |
| 15  | Hungary            | 1          | 1          | 0          |
| 16  | India              | 2          | 1          | 1          |
| 17  | Kenya              | 107        | 32         | 75         |
| 18  | Liberia            | 1          | 0          | 1          |
| 19  | Libya              | 1          | 0          | 1          |
| 20  | Malawi             | 2          | 1          | 1          |
| 21  | Malaysia           | 1          | 0          | 1          |
| 22  | Namibia            | 2          | 1          | 1          |
| 23  | Nigeria            | 140        | 48         | 92         |
| 24  | Papua New Guinea   | 1          | 0          | 1          |
| 25  | Pakistan           | 1          | 1          | 0          |
| 26  | Senegal            | 1          | 0          | 1          |
| 27  | Sierra Leone       | 1          | 0          | 1          |
| 28  | Somalia            | 1          | 0          | 1          |
| 29  | South Africa       | 27         | 11         | 16         |
| 30  | South Sudan/ Sudan | 6          | 0          | 6          |
| 31  | Switzerland        | 1          | 0          | 1          |
| 32  | Tanzania           | 4          | 3          | 1          |
| 33  | Uganda             | 5          | 3          | 2          |
| 34  | UAE                | 1          | 0          | 1          |
| 35  | United Kingdom     | 1          | 1          | 0          |
| 36  | United States      | 8          | 3          | 5          |
| 37  | Zambia             | 1          | 0          | 1          |
|     |                    | <b>373</b> | <b>131</b> | <b>242</b> |

**Table 3: Gender Statistics**

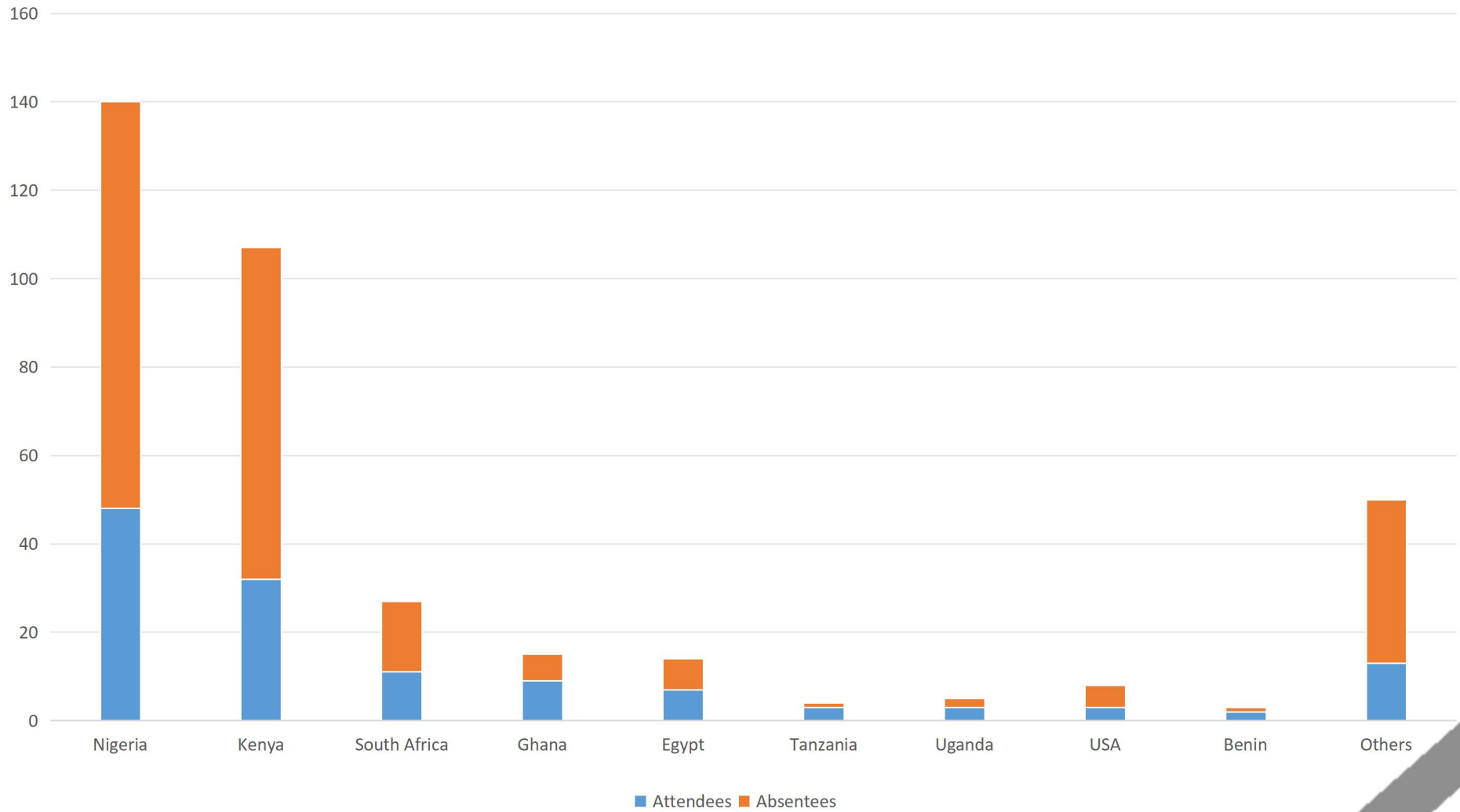
| Gender      | Register | Attended | Absent |
|-------------|----------|----------|--------|
| Male        | 248      | 91       | 157    |
| Female      | 122      | 38       | 84     |
| Undisclosed | 2        | 1        | 1      |

**Chart 1: Attendees by Countries**

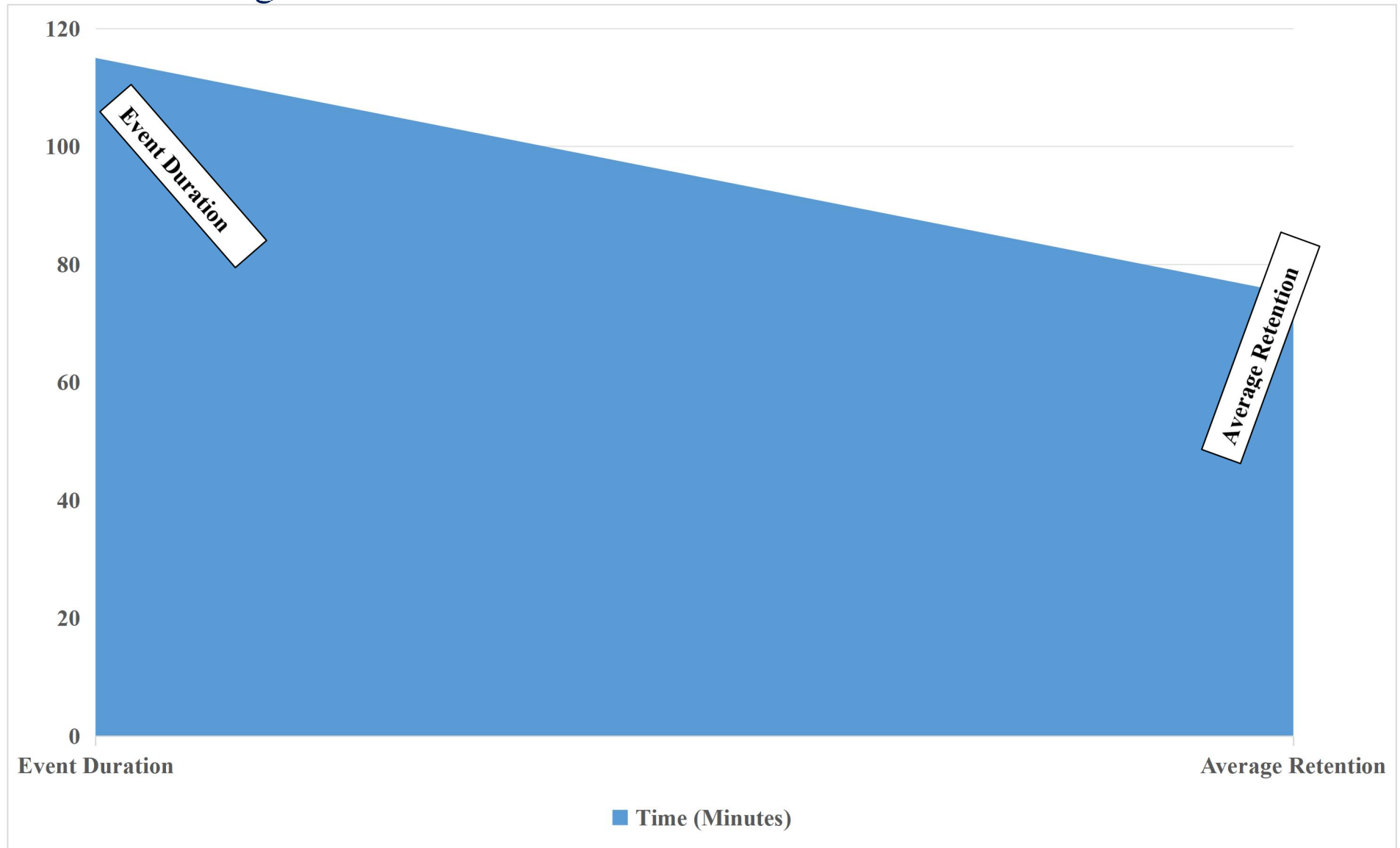


| Country      | Attendees |
|--------------|-----------|
| Nigeria      | 48        |
| Kenya        | 32        |
| South Africa | 11        |
| Ghana        | 9         |
| Egypt        | 7         |
| Tanzania     | 3         |
| Uganda       | 3         |
| USA          | 3         |
| Benin        | 2         |
| Others       | 13        |

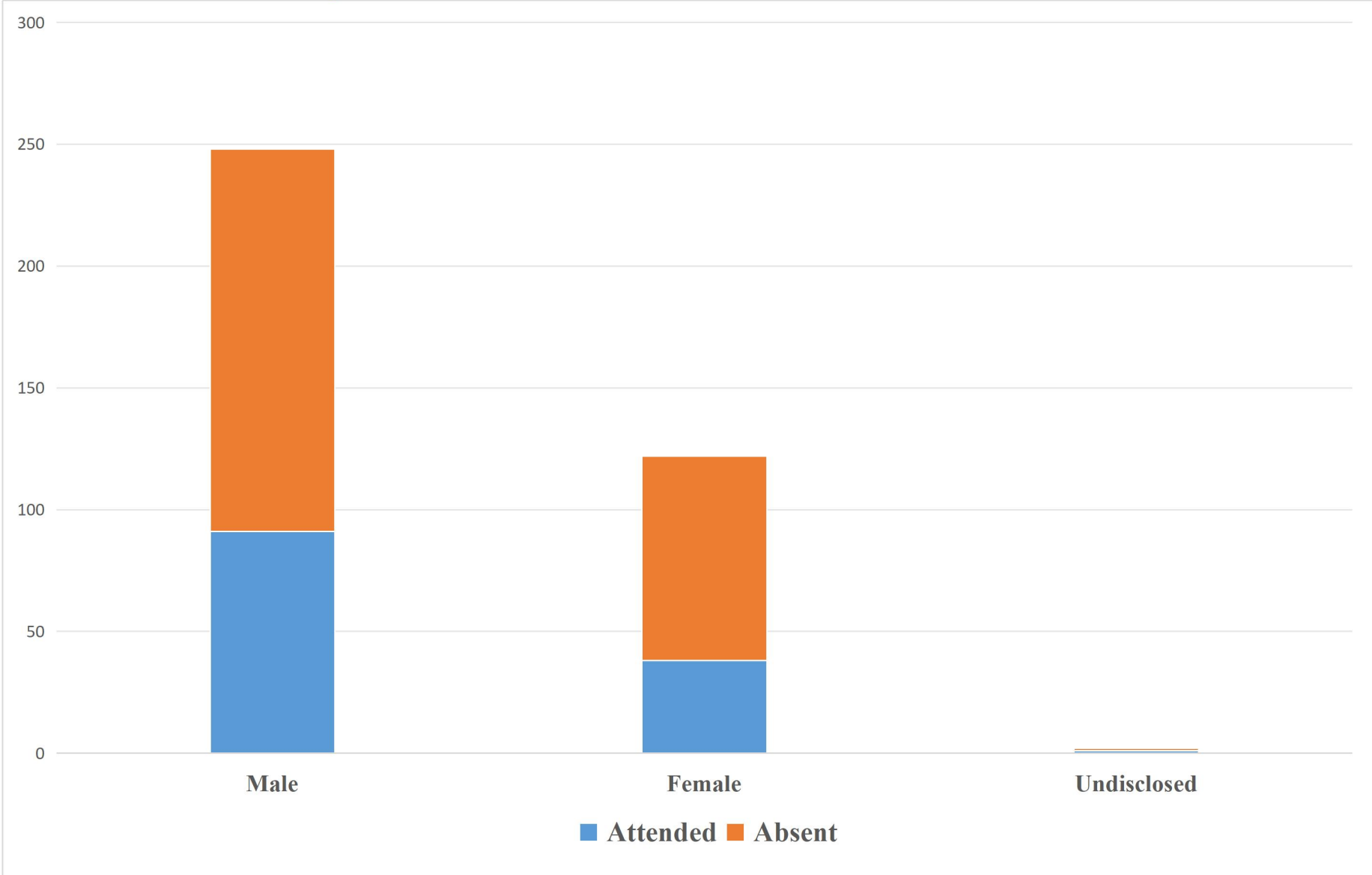
## Chart 2: Attendees / Absentees According to Countries



### Chart 3: Average Retention



**Chart 4: Gender Representation**

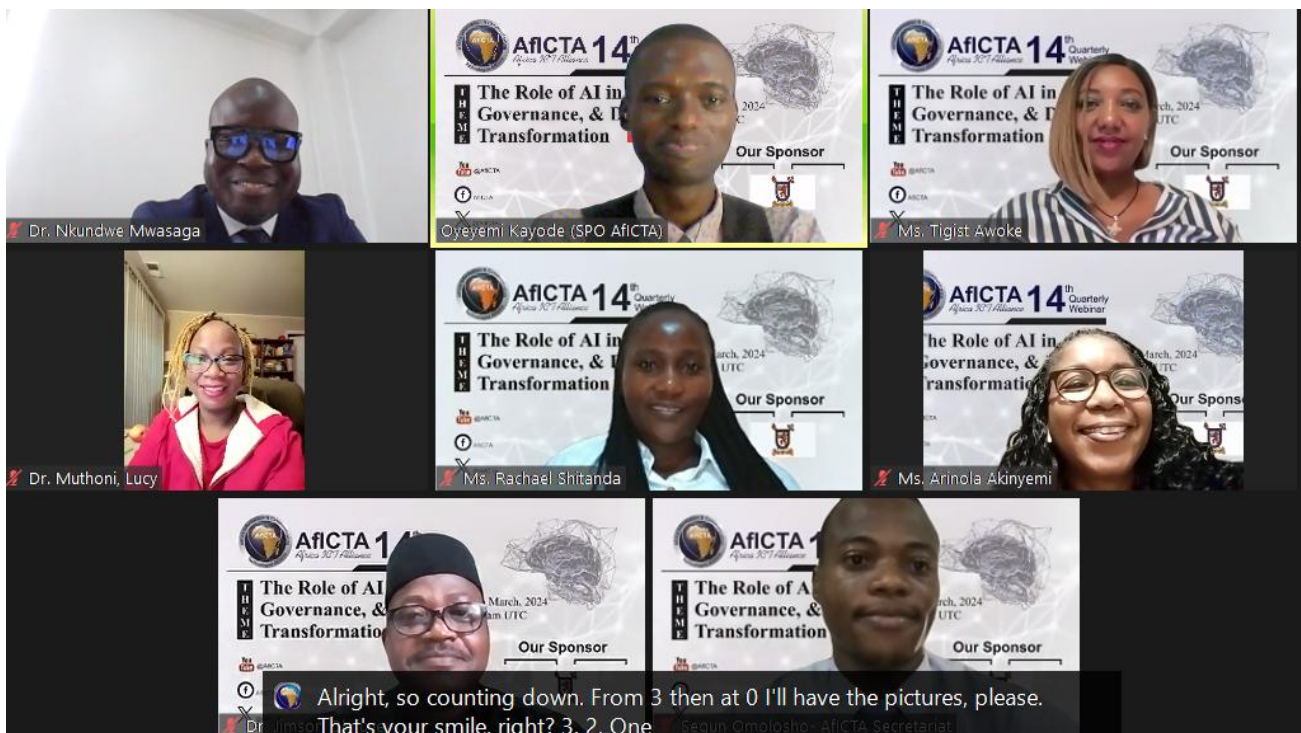


## Notable Organizations

| S/N | Organizations  |
|-----|--|
| 1   | Federal Ministry of Education (Nigeria)                    |
| 2   | Global Digital Attorneys                                   |
| 3   | Office of the Auditor-General for the Federation (Nigeria) |
| 4   | IPv6 Forum   |
| 5   | Federal Medical Center Nguru Yobe State (Nigeria)          |
| 6   | High Court of Justice Enugu (Nigeria)                      |
| 7   | Nigerian Communications Commission                         |
| 8   | TONY Blair Institute for Global Change                     |
| 9   | Cyberpro Global - Africa                                   |
| 10  | Karatina University  |
| 11  | National Open University of Nigeria                        |
| 12  | Lagos State University of Education Oto-Ijanikin (Nigeria) |
| 13  | Kenya Seed Company Ltd                                     |
| 14  | EITESAL (Egypt)  |
| 15  | National Bureau of Statistics (Nigeria)                    |
| 16  | Advanced Computer Technology (ACT) Egypt                   |
| 17  | University of Ghana  |
| 18  | Limpopo Department of Education                            |
| 19  | Kontemporary Konsulting Ltd                                |
| 20  | IT For Youth Ghana College                                 |
| 21  | Fintrak Software   |
| 22  | Dotengee Nig Ent.  |
| 23  | Federal Polytechnic Bauchi (Nigeria)                       |
| 24  | Nigeria Communications Commission                          |
| 25  | Kenya Revenue Authority                                    |
| 26  | Dispatch Egypt LLC   |
| 27  | Ahmadu Bello University, Zaria (Nigeria)                   |
| 28  | Moi University   |
| 29  | Kenya Red-cross  |
| 30  | Afenoid Enterprise Limited                                 |
| 31  | First Bank of Nigeria                                      |
| 32  | University of Health and Applied Sciences                  |
| 33  | Makerere University , Kampala, Uganda                      |
| 34  | Central Bank of Nigeria                                    |
| 35  | University of Ibadan (Nigeria)                             |
| 36  | High Tech Centre for Nigerian Women and Youths             |
| 37  | Federal University Technology Akure (Nigeria)              |
| 38  | National Health Insurance Authority (Nigeria)              |
| 39  | Nigeria Police Academy                                     |



# Panelist Group Picture



**End of Document**